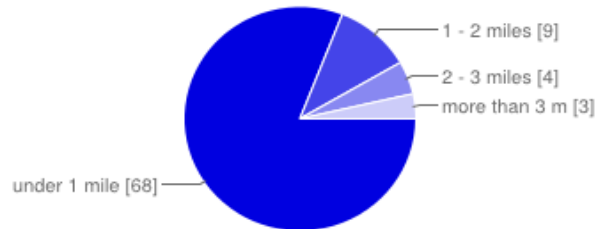


Wellstead Primary School Travel Survey Results

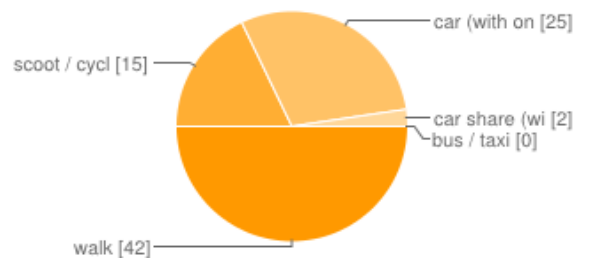
How far is your journey to school?

Under 1 mile	68	81%
1 - 2 miles	9	11%
2 - 3 miles	4	5%
More than 3 miles	3	4%



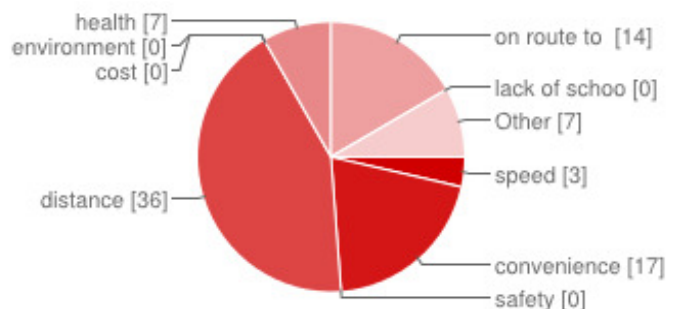
How does your child normally travel to school?

Walk	42	50%
Scoot / cycle	15	18%
Car (with only your family)	25	30%
Car share (with other non-family members)	2	2%
Bus / taxi	0	0%



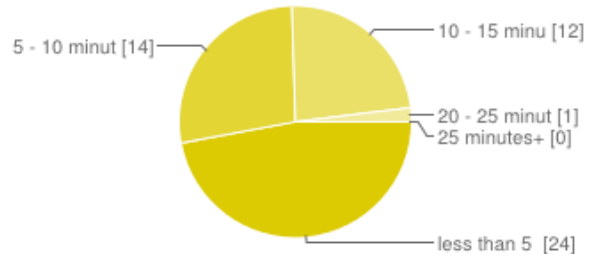
Why does your child travel to school that way?

Speed	3	4%
Convenience	17	20%
Safety	0	0%
Distance	36	43%
Environment	0	0%
Cost	0	0%
Health	7	8%
Route to employment	14	17%
Lack of school facilities	0	0%
Other	7	8%



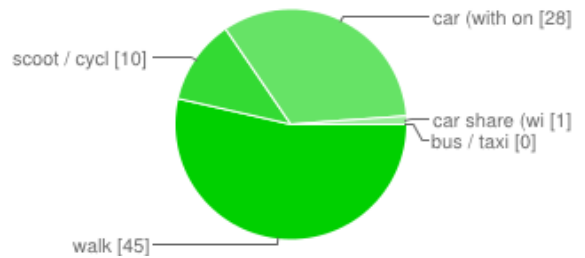
If you currently park in the mornings / after school and accompany your child/ren on site, how long are you parked for?

Less than 5 minutes	24	47%
5 - 10 minutes	14	27%
10 - 15 minutes	12	24%
20 - 25 minutes	1	2%
25 minutes+	0	0%



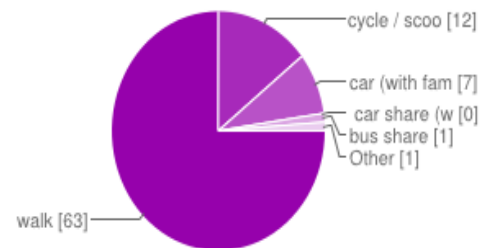
If you stay for an after school club, how do you travel home?

Walk	45	54%
Scoot / cycle	10	12%
Car (with only your family)	28	33%
Car share (with non-family members)	1	1%
Bus / taxi	0	0%



What would be your IDEAL mode of transport to and from school?

Walk	63	75%
Cycle / scoot	12	14%
Car (with family members)	7	8%
Car share (with other non-family members)	0	0%
Bus	1	1%
Other	1	1%



If it's feasible to do so, what changes or improvements are needed to encourage you to start or continue walking to school?

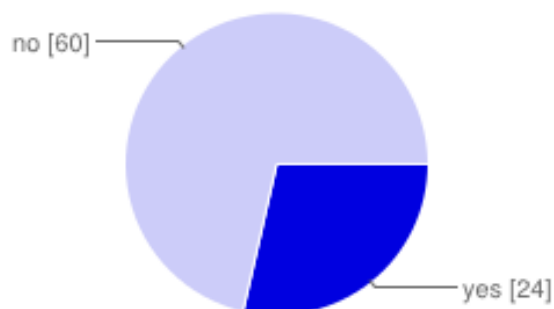
- A proper crossing on White's Way. Cars go much too fast up and down this road.
- Flexible drop off time. Children to be able to be dropped off to classroom from a certain time (e.g.8.40) which then gives time to get home before then driving to work.
- Zebra crossing between park and perimeter of the school.
- Barrier/railing on White's Way at the corner of the community centre to path that leads to the school.
- Nice weather all year round.
- As long as the lollipop lady stays on Maunsell Way, we will continue to walk/scoot to school.
- Ban drop off outside the school.
- Build a 'park and stride'.
- 'Walk to school' scheme.
- More scooter parking spaces

If it's feasible to do so, what changes or improvements are needed to encourage you to start or continue cycling / scooting to school?

- A school crossing patrol across White's Way - the parked cars along the road make it very difficult to see cars that often drive too fast up and down the road.
- A zebra crossing or supervised crossing by Wellstead park to allow children to cross without parents.
- A 'park and stride' would stop the parking outside school. The yellow lines are not always adhered to.
- Dedicated cycle paths that are not ruined by constantly being dug up.
- Training / Bikeability
- Locked gate bike shed with security camera same standard as Wildern School.

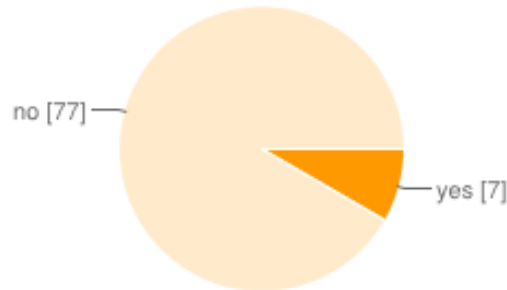
Would you willing to be involved in a scheme where adults volunteer to take turns in walking groups of children to school (walking bus)?

Yes **24** 29%
No **60** 71%



Would you be willing to be involved in a car share scheme?

Yes	7	8%
No	77	92%

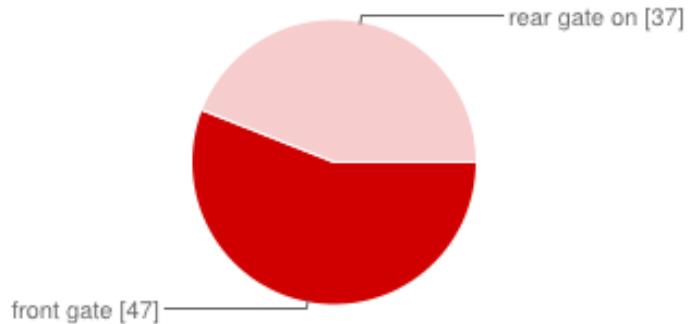


Are there any particular hazards or risks that concern you on your journey to and from school?

- White's Way is very busy and difficult to cross.
- Provision made to aid crossing on White's Way
- Cars park across dropped kerbs and this can make it hard to cross the road
- The road outside school and around the school will be busy - need zebra crossing
- With the increase in school children, I will be very concerned about people parking dangerously out of the front of school.
- There is an issue with dog mess around the park area
- Hours of lollipop lady on Maunsell Way extended to 8:50am
- Some parents lack of consideration in parking immediately outside school gates, front and back.
- One-way system would help in front of school and proper size roads would have helped seriously. Who on the council agreed miniature size roads?
- Banning cars & minibuses parking at the top of the T-junction in front of the school (they need to read the highway code!)
- When it is particularly busy cars bump up and even park on the pavements by the school (especially at events e.g. Parents Evenings, school disco).
- Parking away from this route would be very useful so that Wellstead Way could be avoided completely.

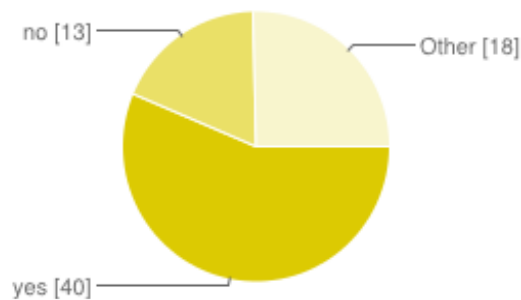
Which entrance do you use to enter school?

front gate	47	56%
rear gate on the playground	37	44%



If you walk, is it easy to cross the roads? If not, why and where do you cross?

Yes	40	56%
No	13	18%
Other	18	25%



Please add any comments relevant to parking by the school

- It is dangerous how some parents persistently park on double yellow lines right outside the front of the school.
- There is not enough parking.
- It is impractical to assume that no-one will use a car to get to school; therefore safe and practical options should be provided for those electing - for whatever reason - to drive.
- A one-way system around the school.
- Ban car pick-ups and drop-offs.
- A better waiting area is needed for parents especially when the school is extended.
- Roads leading to and around the school are too narrow and often busy. More consideration of school traffic should have gone into the design stages when building the estate around the school.
- Parents have been known to park on private driveways
- Safe crossing to the park would be helpful at times – it can be difficult and dangerous

for children to cross between parked cars when walking home via the park.

- Maybe school car park can be open for school drop offs
- Perhaps the Salvation Army car park could be used as a 'Park and Stride'. There are no roads to cross if they use the rear gate entrance to school from the Salvation Army. Children could walk from the car park safely to school. The Salvation Army may well benefit from people using their cafe as well!!!
- A 'walking bus' to and from the proposed car park at the bottom of Wellstead Way would be better than all the cars around the school.

Do you have any other comments?

- Cars drive very quickly down whites way.
- We need a speed ramp or crossing by the park
- The speed limit on White's Way needs to change as the speed bumps don't seem to encourage people to slow down.
- A lollipop lady or zebra crossing needed on White's Way
- Ban all movement of developers traffic during school drop-off and pick-ups
- The lollipop lady on Maunsell Way is a valued provision.
- With the growth of the school, the traffic jams will get worse. The roads just aren't suitable around the school to cope.
- I have seen plans to build a car park by the entrance of Wellstead Way. I think this 'park and stride' idea is a great solution and would be keen to see this get underway ASAP!